


# SF-1A/1B/1C


## 離型劑混合壓送機

Stripping Agent Mixing & Fold-Feed Machine


### SF-1A (一對一)




SF-1A混合機內部  
SF-1A Mixed machine interior



### SF-1B (一對三)



SF-1B混合機內部  
SF-1B Mixed machine interior



### SF-1C (中央系統)



SF-1C中央系統內部  
SF-1C Central System interior

# Stripping Agent Mixing & Fold-Feed Machine

## 離型劑混合壓送機

本機型全採用比例式加藥機，可隨水壓的大小自動調整濃度。使其達到濃度比例穩定的效果。

This model has used on proportionate medicine added machine. It can adjust the temperature by water pressure automatically in order to reach to the results of temperature proportions stabilized.

### ● 特性用途

本機型適用性廣泛，可作為一般性藥劑混合及特殊藥劑混合，構造簡易，維修保養容易之特性。

### Trait

This model can be commonly applied. It can use on both generally medic mixed and specialized medic mixed. The structure is simple, and so does the maintenance.

### ● 功能說明

- 混合稀釋液位於下限時，原液泵浦(定量器)和水閥自動打開，開始補充直到混合液液位上限為止。
- 原液用完時，黃色指示燈亮，警示燈閃警報器響，原液泵浦和水閥自動關閉，一直到原液補充後才恢復正常動作。
- 水壓不足時白色指示燈亮(0.5KG/CM<sup>2</sup>)基本水壓，警示燈閃警報響，原液泵浦和水閥自動關閉，直到水壓達設定基本壓力時才會恢復正常。
- 混合液輸出壓力不足時，紅色指示燈亮送出訊號至壓鑄機。

## Function Statement

- When mixed dilution liquid is located on the bottom line, the original liquid pump(quantum meter) and the water valve will be opened automatically, and start to re-supply it till the mixed fluid is located on the upper limit line.
- When the original liquid is drained, the yellow signal light will be turned on, the warning light will be flashed, and the emergency light will be alarmed. Then, the original liquid pump and the water valve will be shut automatically unless the original liquid has re-supplied and it will remain operation automatically.
- When the water pressure is insufficient with the white light on and showed the basic water pressure of 0.5kg/cm<sup>2</sup>, the warning light will be flashed, and the emergency light will be alarmed. The original liquid pump and water valve will shut automatically unless the water pressure reaches to the basic setting pressure for operation normally.
- When the mixed liquid output pressure is insufficient, the red light will be on to deliver the signal into the Force-Molded Machine.

### ● 規格 Specifications

	SF-1A(一對一)	SF-1B(一對三)	SF-1C(中央系統)
泵 浦 Pump	1/2"	1"	1" x 2
使用氣壓 Pressure	6 bar	6 bar	6 bar
流 量 Flow	49C / MIN	135C / MIN	135C / MIN x 2
尺 寸 Size	750×650×1050mm	750×650×1350mm	1050×850×1500mm
重 量 Weight	64 kg	90 kg	165 kg
電 壓 Electrical Pressure	指 定 Assigned		